



FEDERAL WAY

ECONOMIC SNAPSHOT





Rebecca Martin, CCE, IOM
Greater Federal Way Chamber CEO

As business-led, economic and civic organizations, Chambers and their members are impacted by the world's accelerating pace of change. The American Chamber of Commerce Executives has identified influences shaping the next decade and the business leaders at the Federal Way Chamber have taken note.

On the horizon are shifting populations, infrastructure demands, existing and emerging workforce needs, political and social fragmentation, as well as the global marketplace. Like Chambers of Commerce all over the world, we know our role in the community is to provide the leadership that retains, expands and attracts business.

As we take a strategic look to the future, we must ask ourselves if we are prepared for what lies ahead. How will business in the Federal Way area evolve over the next decade? Where we include the Chamber as the voice of business in economic development efforts? How do we ensure the best days for the regional economy in the South Sound are yet to come?

The Chamber looks to address those questions with our Horizon initiative—a business-led, economic-focused, private sector project, designed to gather input, articulate ideas, and work with stakeholders to make bold assumptions about our shared future. This is what a Chamber of Commerce does. Chambers influence business growth, especially when there is a broader, inclusive, and data-driven view of economic development.

We know we need to expand the scope and metrics of economic development to reflect a more regionally connected understanding of how to expand business opportunity. So we start at the beginning, with an economic snapshot of Federal Way. This overview is part of a series of economic publications with statistics in support of data-driven strategies for business growth.

We invite you to explore this data as we work together to create economic prosperity here, in the heartbeat of the south Puget Sound!



This publication was supported in part by the state of Washington.

Rebecca Martin, CCE, IOM
President & CEO

Asako Fujikura Apodaca
Office Manager

Rachel M. Porter
Membership & Community Relations Dir

LaRaye Rushing
Marketing Director

BOARD OF DIRECTORS

Kabal Gill, Chair
East India Grill

Krista Christensen, Chair-Elect
MultiCare Health System

Robin Corak, Vice Chair
Multi-Service Center

Michael Gintz, Treasurer
Brantley, Janson, Yost & Ellison

Mark Sims, Past Chair
New York Life

Directors-At-Large

Tammy Campbell, Ed.D
Federal Way Public Schools

Greg Garcia
Citylight Financial, Inc.

Doug Hedger
Banner Bank

Andy Hobbs
Sound Publishing

Sara Oh
Kumon

Bob Roegner
Roegner Consulting

federalwaychamber.com
253.838.2605



TOTAL POPULATION

The number of people residing in Federal Way.
Source: U.S. Census (American Community Survey)




The number of home owners and renters in Federal Way.
Source: U.S. Census (American Community Survey)



The number of businesses holding a lease in a commercial property in Federal Way.
Source: CoStar business tenant survey list

Note: there are 4,228 businesses with registrations listed in Federal Way.



\$58,855

Median Household Income

Household income is a measure of the combined income of a household, and the median value is the middle of all values measured in Federal Way.
Source: U.S. Census (American Community Survey)

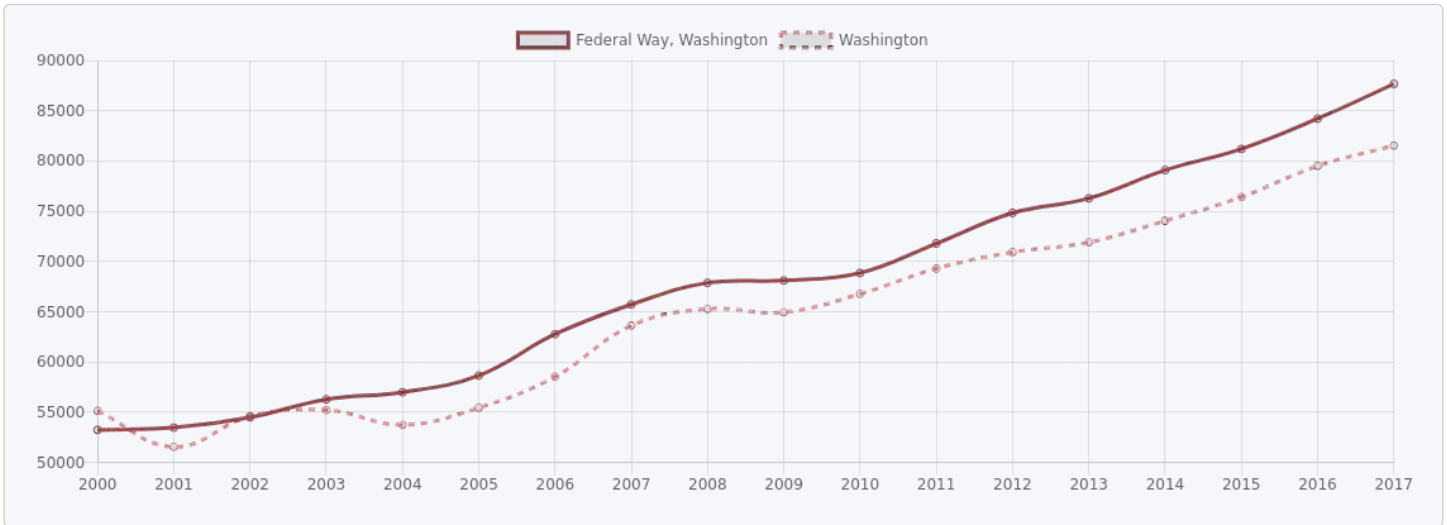


25,918

Labor Force

The number of workers employed in Federal Way.
Source: Bureau of Labor Statistics (Quarterly Census on Earnings and Wages)

AVERAGE ANNUAL WAGES OF WORKERS LIVING IN FEDERAL WAY




The average annual pay of workers living in Federal Way, earned both inside and outside the city limits.
Source: Bureau of Labor Statistics (Quarterly Census on Earnings and Wages)



17.22%
College Educated

The percent of the population in Federal Way with a college degree or higher. **Source:** U.S. Census (American Community Survey)

Washington **21.28%**
United States **18%**



The percent of the population in Federal Way that is unemployed. **Source:** U.S. Census (American Community Survey)

Washington **4.3%**
United States **4%**



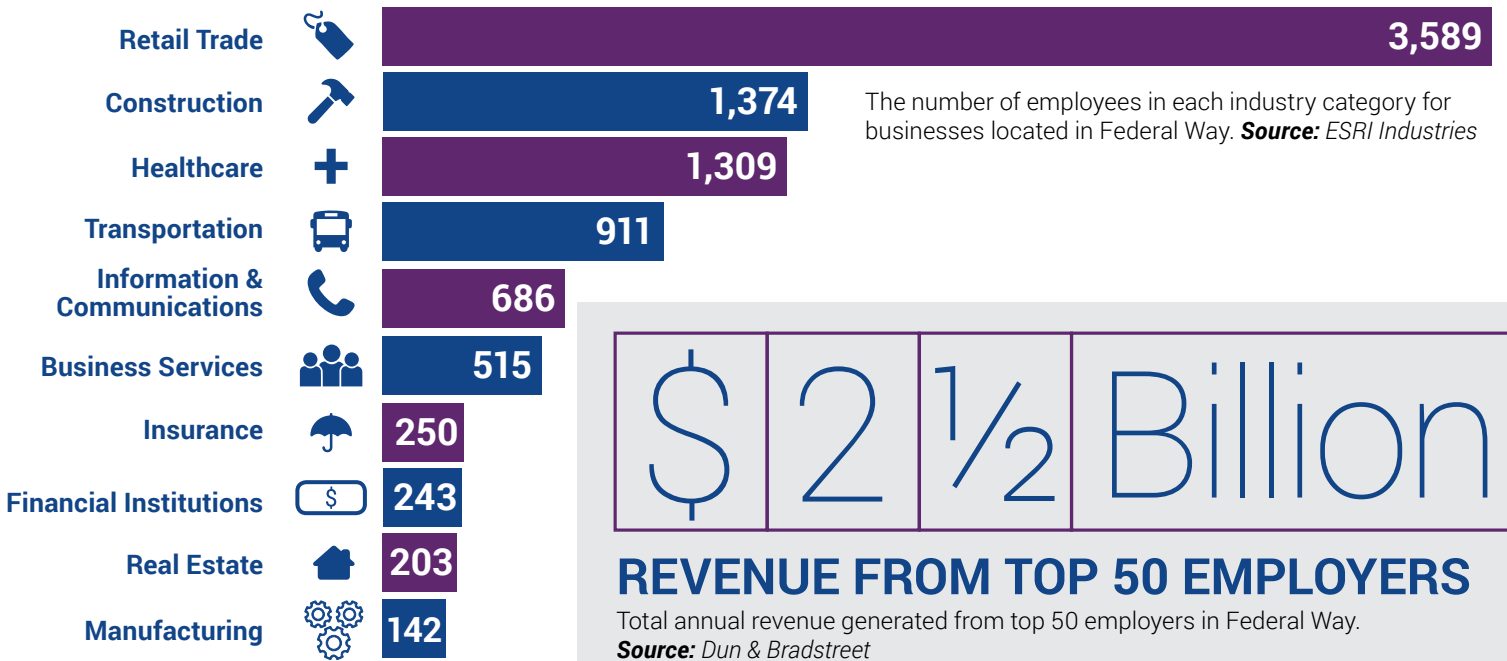
13.52%
Poverty Rate

The percent of the population in Federal Way at or below the poverty threshold. **Source:** U.S. Census (American Community Survey)

Washington **12.2%**
United States **14.6%**



TOP 10 PRIVATE INDUSTRIES IN FEDERAL WAY




TOP 20 EMPLOYERS IN FEDERAL WAY

1. Federal Way Public Schools*
2. General Construction Company
3. Franciscan Health System
4. World Vision, Inc.
5. City of Federal Way*
6. Peninsula Truck Lines, Inc.
7. Clp Enchanted Village, LLC
8. Trinity Glass International, Inc.
9. Garden Terrace Alzheimer's Center
10. Western Washington Corporation of Seventh Day Adventists
11. South King Fire & Rescue*
12. Washington Education Association, Inc.
13. Reinhard Transportation, L.L.C.
14. Tote Maritime Alaska, Inc.
15. Windermere Real Estate South, Inc.
16. Denali Group, Inc.
17. Primestar Hotels, Inc.
18. Bergerabam, Inc.
19. Cascade Acquisition, Corp.
20. Institute For Family Development
21. The Ashley House Foster Home, Inc.
22. C&C Communications, LLC

Public organizations denoted in asterisk. **Source:** Dun & Bradstreet

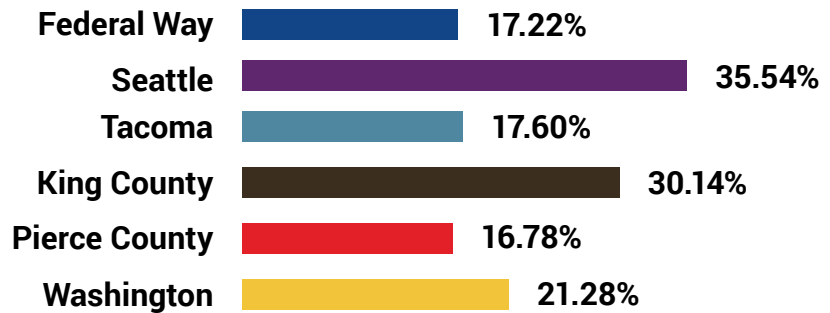
MEASURING THE SOUTH PUGET SOUND

MEDIAN HOUSEHOLD INCOME



Household income is a measure of the combined income of a household, and the median value is the middle of all values measured in Federal Way. **Source:** U.S. Census (American Community Survey)

PERCENTAGE WITH COLLEGE DEGREE



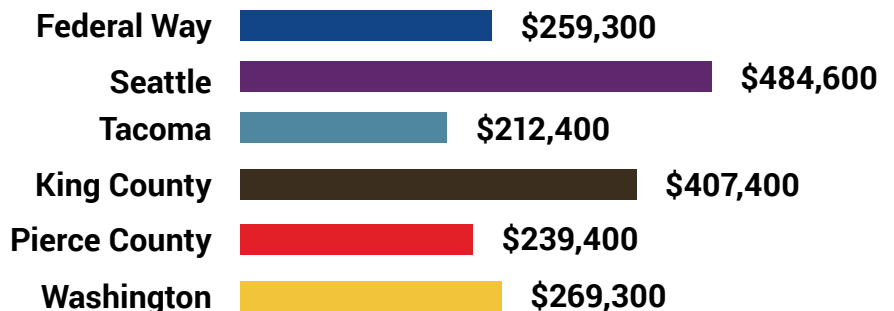
The percent of the population in Federal Way with a college degree or higher. **Source:** U.S. Census (American Community Survey)

UNEMPLOYMENT PERCENTAGE



The percent of the population in Federal Way that is unemployed. **Source:** U.S. Census (American Community Survey)

MEDIAN HOME VALUE



The median home value is the middle value of all home values in Federal Way. **Source:** U.S. Census (American Community Survey)

METHODOLOGY

This report includes totaling 89,712 data points from 30 measures, collected from 2 public sources (described below). We also estimated 17,316 data points based on our estimation and projection methodology. Some of the summary data included in the report may not include suppressed data. Data suppression occurs in cases where private, identifying information would be disclosed. In most cases, this does not impact the total values presented in the report, but in cases where there are small industries or areas, data suppressions may reduce the accuracy of the data we can display.

SOURCES

American Community Survey; Website: <https://www.census.gov/programs-surveys/acs/data.html>; Data Year: 2017

The American Community Survey (ACS) publishes a rolling 5-year average profile of American communities.

Measures

Population, Race, Median Household Income, Unemployed Population, Employed Population, Population Below Poverty Level, Population with High School Diploma, Population with College Degree, Households, Median Home Value, Median Rent, Rent as Percentage of Income, Median Age, Poverty Rate, Percentage with High School Diploma, Percentage with College Degree, Unemployment Percentage.

Populations

Total, White alone, Black or African American alone, American Indian and Alaska Native alone, Asian alone, Native Hawaiian and Other Pacific Islander alone, Some other race alone, Two or more races.

Quarterly Census of Employment and Wages

Website: <https://www.bls.gov/cew/>; Data Year: 2017

The Quarterly Census of Employment and Wages (QCEW) program publishes a quarterly count of employment and wages reported by employers covering more than 95 percent of U.S. jobs, available at the county, MSA, state and national levels by industry.

Measures

Total Annual Wages, Taxable Annual Wages, Firms, Employment Level, Annual Contributions, Employment Growth (YoY Change), Firms (YoY Change), Wage Growth (YoY Change), Yearly Pay Growth (YoY Change), Average Industry Pay, Employment vs US Average, Wages vs US Average, Yearly Pay vs US Average.

Populations

11 - Agriculture, Forestry, Fishing and Hunting, 21 - Mining, Quarrying, and Oil and Gas Extraction, 31-33 - Manufacturing, 22 - Utilities, 23 - Construction, 42 - Wholesale Trade, 44-45 - Retail Trade, 48-49 - Transportation and Warehousing, 51 - Information, 53 - Real Estate and Rental and Leasing, 55 - Management of Companies and Enterprises, 56 - Administrative and Support and Waste Management and Remediation Services, 61 - Educational Services, 62 - Health Care and Social Assistance, 52 - Finance and Insurance, 72 - Accommodation and Food Services, 81 - Other Services (except Public Administration), 92 - Public Administration, 71 - Arts, Entertainment, and Recreation, 54 - Professional, Scientific, and Technical Services.

Thank you!

District 30 Legislators

State Senator

The Honorable Claire Wilson

State Representatives

The Honorable Mike Pellicciotti

The Honorable Kristine Reeves

This publication was supported in part by the state of Washington.



This publication was printed/mailed
by **Minuteman Press of Federal Way.**

Pivotal Partners



Sustaining Investors



Cornerstone Investors



Champion Investor

